

HORECA

HORECA



complementi
occasionals

complementi - occasionals

barrique-c

designed by
RADICE & ORLANDINI
patented



BOUCHON
PAG. 76



| | | | | | | | | |
|---------------|---------------|---|-----------------------|----------------|----|-----|-----|-----|
| cm - in | max | Kg - lbs | m ³ - cuft | 1x | AS | LRU | LAN | LBO |
| 50 19 3/4" | 44 17 1/4" | ø80 / 80x80 ø31 1/2" / 31 1/2" x 31 1/2" | 4.7 10% | 0.18 6 1/2" | | | | |

xavier-c

designed by
DOMITALIA DESIGN
patented

 COQUILLE-L
PAG. 11

HORECA



| cm - in | max | Kg - lbs | m ³ - cuft | |
|--|---|--|--|---|
|  47x47 18½"x18½" |  44 17¼" |  ø60 / 60x60 3,6 8 |  0,13 4½" |  1x |

cross

designed by
RADICE & ORLANDINI
patented



cross-qb



cross-qa



cross-r

| cross-qa KD | <table border="1"> <thead> <tr> <th>cm - in</th> <th>Kg - lbs</th> <th>m³ - cuft</th> <th colspan="4">Color Options</th> <th>LSB</th> </tr> </thead> <tbody> <tr> <td>50 19 3/4"</td> <td>7 15 1/2"</td> <td>0,13 4 1/2"</td> <td>LSE</td> <td>LRO</td> <td>LAM</td> <td>LAN</td> <td>LSB</td> </tr> </tbody> </table> | cm - in | Kg - lbs | m ³ - cuft | Color Options | | | | LSB | 50 19 3/4" | 7 15 1/2" | 0,13 4 1/2" | LSE | LRO | LAM | LAN | LSB |
|----------------|---|-----------------------|---------------|-----------------------|---------------|-----|-----|--|-----|----------------|----------------|----------------|-----|-----|-----|-----|-----|
| cm - in | Kg - lbs | m ³ - cuft | Color Options | | | | LSB | | | | | | | | | | |
| 50 19 3/4" | 7 15 1/2" | 0,13 4 1/2" | LSE | LRO | LAM | LAN | LSB | | | | | | | | | | |
| cross-qb KD | <table border="1"> <thead> <tr> <th>cm - in</th> <th>Kg - lbs</th> <th>m³ - cuft</th> <th colspan="4">Color Options</th> <th>LSB</th> </tr> </thead> <tbody> <tr> <td>50 19 3/4"</td> <td>6,5 14 1/2"</td> <td>0,11 4"</td> <td>LSE</td> <td>LRO</td> <td>LAM</td> <td>LAN</td> <td>LSB</td> </tr> </tbody> </table> | cm - in | Kg - lbs | m ³ - cuft | Color Options | | | | LSB | 50 19 3/4" | 6,5 14 1/2" | 0,11 4" | LSE | LRO | LAM | LAN | LSB |
| cm - in | Kg - lbs | m ³ - cuft | Color Options | | | | LSB | | | | | | | | | | |
| 50 19 3/4" | 6,5 14 1/2" | 0,11 4" | LSE | LRO | LAM | LAN | LSB | | | | | | | | | | |
| cross-r KD | <table border="1"> <thead> <tr> <th>cm - in</th> <th>Kg - lbs</th> <th>m³ - cuft</th> <th colspan="4">Color Options</th> <th>LSB</th> </tr> </thead> <tbody> <tr> <td>110 43 3/4"</td> <td>16 35 1/2"</td> <td>0,22 7 3/4"</td> <td>LSE</td> <td>LRO</td> <td>LAM</td> <td>LAN</td> <td>LSB</td> </tr> </tbody> </table> | cm - in | Kg - lbs | m ³ - cuft | Color Options | | | | LSB | 110 43 3/4" | 16 35 1/2" | 0,22 7 3/4" | LSE | LRO | LAM | LAN | LSB |
| cm - in | Kg - lbs | m ³ - cuft | Color Options | | | | LSB | | | | | | | | | | |
| 110 43 3/4" | 16 35 1/2" | 0,22 7 3/4" | LSE | LRO | LAM | LAN | LSB | | | | | | | | | | |

sushi

designed by
DOMITALIA DESIGN
patented



sushi-c



sushi-l

URBAN-LG
PAG. 107



| cm - in | | | Kg - lbs | m ³ - cuft | | | | | |
|----------------|---------------|---------------|--------------|-----------------------|---------------|---|-----|-----|---------------|
| | | | | | | | | | sushi-c KD |
| 110 43 3/4" | 70 27 1/2" | 32 12 1/2" | 24 53 | 0,11 4 | 1x 2 boxes | C | LSA | LBB | |
| cm - in | | | Kg - lbs | m ³ - cuft | | | | | |
| | | | | | | | | | sushi-l KD |
| 60 23 3/4" | 60 23 3/4" | 32 12 1/2" | 13 28 3/4 | 0,08 2 3/4 | 1x 2 boxes | C | LSA | LBB | |

777

designed by
DOMITALIA DESIGN
patented



 **QUEEN**
PAG. 46



777-t



777-q

| | cm - in | | | Kg - lbs | m ³ - cuft | | |
|-----------|---|---|---|---|---|---|--|
| 777-t |  |  |  |  |  |  | |
| KD | ø60 23 3/4" | 45 17 3/4" | 8,5 18 1/2" | 0,03 1 | 1x | | |
| 777-q |  |  |  |  |  |  | |
| KD | 60 23 3/4" | 60 23 3/4" | 45 17 3/4" | 9,5 21 | 0,03 1 | 1x | |

urban-cg

designed by
RADICE & ORLANDINI
patented




URBAN-B
PAG. 106



| | | | | | | | | | | |
|---------|---------------|---------------|---------------|----------------|----------------|---------------|---------------|-----------|------|----|
| cm - in | | | | | | | | | | |
| | 80 31 1/2" | 55 21 3/4" | 60 23 3/4" | 41.6 91 3/4 | 0.10 3 1/2" | 1x 3 boxes | CM+LAN CM+LBO | NMTN NMTB | 360° | KD |

urban

designed by
RADICE & ORLANDINI
patented




urban-a



urban-b



| | | | | | | | | | | | |
|---------------|------------|------------|-------------|----------|-----------|---------------|--------|--------|--------|--------|---|
| urban-a KD | cm - in | | | Kg - lbs | m³ - cuft | 1x 2 boxes | CM+LAN | CM+LBO | ● ● ○ | | |
| | 32 12½" | 32 12½" | 180 71" | | | | | | | | 38.5 85 |
| urban-b KD | cm - in | | | Kg - lbs | m³ - cuft | 1x 2 boxes | CM+LSE | CM+LAM | CM+LAN | CM+LBO |  360° |
| | 32 12½" | 32 12½" | 152 59¾" | | | | | | | | |

urban

designed by
RADICE & ORLANDINI
patented



urban-lg

urban-ls

urban-lo



| cm - in | Kg - lbs | m ³ - cuft | CM+LAN | CM+LBO | 180° | | | | | | | | | | | | | | | | | | | | | | | | | | | | | | | | | | | | | | | | | | | | | | | | | | | | | | | | | | | | | | | | | |
|---|---------------|-----------------------|----------------|----------------|---------------|--|----------------|---------------|----------------|----------|----------------|---------------|--|--|--|--|--|--|--|---------------|---------------|----------------|--------------|------------|---------------|--|--|--|--|--|--|--|----------|----------|----------------|----------------|----------------|---------------|---|--|--|--|--|--|--|--------|--------|--------|--------|--------|--------|--|--|--|--|--|--|--|----------|----------|----------|----------|----------|----------|----|----|----|----|----|----|
| <table border="0"> <tr> <td></td> <td></td> <td></td> <td></td> <td></td> <td></td> </tr> <tr> <td>153 60 1/4"</td> <td>45 17 3/4"</td> <td>232 91 1/4"</td> <td>39 86</td> <td>0.40 14 1/4</td> <td>1x 3 boxes</td> </tr> </table> | | | | | | | 153 60 1/4" | 45 17 3/4" | 232 91 1/4" | 39 86 | 0.40 14 1/4 | 1x 3 boxes | <table border="0"> <tr> <td></td> <td></td> <td></td> <td></td> <td></td> <td></td> </tr> <tr> <td>45 17 3/4"</td> <td>45 17 3/4"</td> <td>172 67 3/4"</td> <td>37 81 1/2</td> <td>0.31 11</td> <td>1x 3 boxes</td> </tr> </table> | | | | | | | 45 17 3/4" | 45 17 3/4" | 172 67 3/4" | 37 81 1/2 | 0.31 11 | 1x 3 boxes | <table border="0"> <tr> <td></td> <td></td> <td></td> <td></td> <td></td> <td></td> </tr> <tr> <td>81 32</td> <td>81 32</td> <td>209 81 1/4"</td> <td>35.7 78 3/4</td> <td>0.29 10 1/4</td> <td>1x 3 boxes</td> </tr> </table> | | | | | | | 81 32 | 81 32 | 209 81 1/4" | 35.7 78 3/4 | 0.29 10 1/4 | 1x 3 boxes | <table border="0"> <tr> <td></td> <td></td> <td></td> <td></td> <td></td> <td></td> </tr> <tr> <td>CM+LAN</td> <td>CM+LBO</td> <td>CM+LAN</td> <td>CM+LBO</td> <td>CM+LAN</td> <td>CM+LBO</td> </tr> </table> | | | | | | | CM+LAN | CM+LBO | CM+LAN | CM+LBO | CM+LAN | CM+LBO | <table border="0"> <tr> <td></td> <td></td> <td></td> <td></td> <td></td> <td></td> </tr> <tr> <td>Urban-lg</td> <td>Urban-ls</td> <td>Urban-lo</td> <td>Urban-lg</td> <td>Urban-ls</td> <td>Urban-lo</td> </tr> <tr> <td>KD</td> <td>KD</td> <td>KD</td> <td>KD</td> <td>KD</td> <td>KD</td> </tr> </table> | | | | | | | Urban-lg | Urban-ls | Urban-lo | Urban-lg | Urban-ls | Urban-lo | KD | KD | KD | KD | KD | KD |
| | | | | | | | | | | | | | | | | | | | | | | | | | | | | | | | | | | | | | | | | | | | | | | | | | | | | | | | | | | | | | | | | | | | | | | |
| 153 60 1/4" | 45 17 3/4" | 232 91 1/4" | 39 86 | 0.40 14 1/4 | 1x 3 boxes | | | | | | | | | | | | | | | | | | | | | | | | | | | | | | | | | | | | | | | | | | | | | | | | | | | | | | | | | | | | | | | | | |
| | | | | | | | | | | | | | | | | | | | | | | | | | | | | | | | | | | | | | | | | | | | | | | | | | | | | | | | | | | | | | | | | | | | | | | |
| 45 17 3/4" | 45 17 3/4" | 172 67 3/4" | 37 81 1/2 | 0.31 11 | 1x 3 boxes | | | | | | | | | | | | | | | | | | | | | | | | | | | | | | | | | | | | | | | | | | | | | | | | | | | | | | | | | | | | | | | | | |
| | | | | | | | | | | | | | | | | | | | | | | | | | | | | | | | | | | | | | | | | | | | | | | | | | | | | | | | | | | | | | | | | | | | | | | |
| 81 32 | 81 32 | 209 81 1/4" | 35.7 78 3/4 | 0.29 10 1/4 | 1x 3 boxes | | | | | | | | | | | | | | | | | | | | | | | | | | | | | | | | | | | | | | | | | | | | | | | | | | | | | | | | | | | | | | | | | |
| | | | | | | | | | | | | | | | | | | | | | | | | | | | | | | | | | | | | | | | | | | | | | | | | | | | | | | | | | | | | | | | | | | | | | | |
| CM+LAN | CM+LBO | CM+LAN | CM+LBO | CM+LAN | CM+LBO | | | | | | | | | | | | | | | | | | | | | | | | | | | | | | | | | | | | | | | | | | | | | | | | | | | | | | | | | | | | | | | | | |
| | | | | | | | | | | | | | | | | | | | | | | | | | | | | | | | | | | | | | | | | | | | | | | | | | | | | | | | | | | | | | | | | | | | | | | |
| Urban-lg | Urban-ls | Urban-lo | Urban-lg | Urban-ls | Urban-lo | | | | | | | | | | | | | | | | | | | | | | | | | | | | | | | | | | | | | | | | | | | | | | | | | | | | | | | | | | | | | | | | | |
| KD | KD | KD | KD | KD | KD | | | | | | | | | | | | | | | | | | | | | | | | | | | | | | | | | | | | | | | | | | | | | | | | | | | | | | | | | | | | | | | | | |

ghost

designed by
RADICE & ORLANDINI
patented



| cm - in | | | Kg - lbs | | m³ - cuft | | | | | |
|---------|---------|---------|----------|------|-----------|---|-----|---------|--------------------------------|--|
| | | | | | | | | | | |
| 44 | 44 | 177 | 9.6 | 0.40 | 1x | C | ETR | | | |
| 17 3/4" | 17 3/4" | 69 3/4" | 21 1/4 | 14% | | | | | | |
| | | | | | | | | ripiano | Kg 1 - m³ 0,003 - 1xbox | |
| | | | | | | | | shelf | Lbs 2 1/4 - cu.ft. 1/4 - 1xbox | |

OUTDOOR




sedie, poltrone e sgabelli
chairs, armchairs and barstools

traffic

designed by
RADICE & ORLANDINI
patented



 **CROSS-QB**
PAG. 102

| traffic | | | | | Kg - lbs | | m³ - cuft | | COLORS | | | | | | Kg - lbs | | m³ - cuft | | max 6 | |
|---------|-----|-----|------|--|----------|------|-----------|------|--------|------|------|------|------|--------|----------|---------|-----------|---|-------|--|
| KD | | | | | Person | Box | Person | Box | PSA | PSE | PGC | PNE | PBI | Person | Box | Person | Box | max 6 | | |
| 80 | 53 | 51 | 46 | | 17.4 | 0.27 | 4x | LSAE | LSEE | LROE | LAME | LNOE | LBOE | 12.4 | 0.23 | 2x | 2 boxes |  | | |
| 31½" | 21" | 20" | 18¼" | | 38½ | 9% | 3 boxes | | | | | | | 27¼ | 8¼ | 2 boxes | | | | |

traffic-sga

designed by
RADICE & ORLANDINI
patented

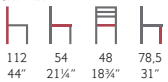


 **URBAN-A**
PAG. 86

 **URBAN-B**
PAG. 86



cm - in



Kg - lbs



m³ - cuft



traffic-sga



KD

foryou

designed by
EDI & PAOLO CIANI
patented



TERRA-TB
PAG. 128



foryou

| cm - in | | | |
|---------------|-----------|---------------|---------------|
| | | | |
| 83 32 3/4" | 53 21" | 47 18 1/2" | 45 17 3/4" |

| | |
|------------------------|---|
| | |
| Kg - lbs 16,8 37 | m ³ - cuft 0,35 12 1/2 |

4x

| | | | | |
|-----|-----|-----|-----|-----|
| | | | | |
| PSE | PAR | PVA | PNE | PBI |

max 6

foryou2

designed by
EDI & PAOLO CIANI
patented



NON DISPONIBILE
NOT AVAILABLE



| cm - in | | | |
|---------------|-----------|---------------|---------------|
| | | | |
| 83 32 3/4" | 53 21" | 47 18 3/4" | 45 17 3/4" |

| Kg - lbs | m³ - cuft | 4x |
|------------|----------------|----|
| | | |
| 16,8 37 | 0,35 12 1/2 | |

| | | | | | |
|-----|-----|-----|-----|-----|-----|
| | | | | | |
| PSE | PAR | PRO | PPO | PVA | PBI |



crystal

designed by
ARTER & CITTON
patented

STONE-R200
PAG. 125



| cm - in | | | |
|-----------|-----------|---------------|---------------|
| | | | |
| 86 34" | 56 22" | 49 19 1/4" | 46 18 1/4" |

| Kg - lbs | m³ - cuft |
|--------------|--------------------|
| 20 44 | 0.43 15 1/4 |

4x



max 6

non prolungato
not for long periods



new retrò

designed by
FABRIZIO BATONI
patented



| cm - in | | | |
|-------------|-----------|---------------|-----------------|
| | | | |
| 81.5 32" | 53 21" | 46 18 1/4" | 47.5 18 3/4" |

| Kg - lbs | m³ - cuft | 4x |
|------------|----------------|----|
| | | |
| 16.8 37 | 0.33 12 1/2 | |

| | | | | | |
|---------------|---------------|---------------|---------------|---------------|---------------|
| | | | | | |
| PCBI+ PCBI | PCFU+ PCFU | PCSA+ PCSA | PCTR+ PCBO | PCTR+ PCFU | PCTR+ PCTR |

max 6
non prolungato
not for long periods
















echo

designed by
ARTER & CITTON
patented

 CROWN-A
PAG. 124

 CROWN-B
PAG. 124



| Model | Dimensions (cm - in) | Weight (Kg - lbs) | Volume (m³ - cuft) | Boxes | Accessories | Colors | Material |
|----------|---|---|---|--|--|--|---|
| echo |  82 55 54 46 32¼" 21¾" 21¼" 18¼" |  11,2 24¼" |  0,24 8% |  2x |  AE  LBOE |  |  |
| echo-sga |  113 53 50 75 44½" 21" 19¾" 29½" |  9 19% |  0,27 9% |  1x 2 boxes |  AE  LBOE |  |  |

globe

designed by
ARTER & CITTON
patented



| cm - in | | | | |
|---------------|---------------|---------------|---------------|---------------|
| | | | | |
| 82 32 1/4" | 65 25 1/2" | 64 25 1/4" | 45 17 3/4" | 70 27 1/2" |

| | | |
|----------|----------------|---------------|
| | | |
| 14 31 | 0.32 11 1/2 | 2x 2 boxes |

| | | | |
|------|------|------|------|
| | | | |
| LSAE | LROE | LNOE | LBOE |

| | | | |
|-----|-----|-----|-----|
| | | | |
| PSA | PSE | PNO | PBI |



babà

designed by
RADICE & ORLANDINI
patented



babà



babà-jr



| | cm - in | Kg - lbs | m³ - cuft | | | | | | | | | | | | |
|---------|------------|------------|------------|------------|------------|----------|-------------|----|-----|-----|-----|-----|-----|-----|-----|
| babà | | | | | | | | | | | | | | | |
| | 84 33" | 65 25½" | 65 25½" | 43 17" | 62 24½" | 10 22 | 0,42 14% | 1x | EAR | ERO | EFU | EVA | EAV | EAN | EBI |
| babà-jr | | | | | | | | | | | | | | | |
| | 64 25¼" | 48 19" | 48 19" | 32 12½" | 45 17¾" | 5 11 | 0,18 6% | 1x | EAR | ERO | EFU | EVA | EAV | EBI | ETR |

phantom

designed by
RADICE & ORLANDINI
patented



phantom










phantom2








 CASPER
PAG. 129





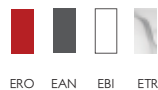
| cm - in | | | | |
|--|---|---|---|---|
|  |  |  |  |  |
| 82 32 1/4" | 60 23 3/4" | 70 27 1/2" | 45 17 3/4" | 63 24 3/4" |

| Kg - lbs | m ³ - cu ft |
|--|--|
|  11,6 25 1/2 |  0,38 13 1/2 |



| cm - in | | | | |
|--|---|---|---|---|
|  |  |  |  |  |
| 82 32 1/4" | 71 28" | 128 50 3/4" | 42 16 1/2" | 61 24" |

| Kg - lbs | m ³ - cu ft |
|--|--|
|  25 55 1/4 |  0,81 28 3/4 |












stone-p

designed by
ARTER & CITTON
patented



 **STONE-R200**
PAG. 125



| cm - in | | | | | Kg - lbs | | m³ - cuft | | | |
|---|---|---|---|---|---|---|---|---|--|--|
|  |  |  |  |  |  |  |  |  | | |
| 82,5 | 56 | 56 | 46 | 65 | 13 | 0,29 | 1x | | | |
| 32½" | 22" | 22" | 18¼" | 25½" | 28½ | 10¼ | | EBI | | |



OUTDOOR



tavoli e complementi
tables and occasionals

mirage

designed by
DOMITALIA DESIGN
patented



FORYOU
PAG. 112



TERRA-V
PAG. 128



KD

cm - in

240
94 1/2"

95
37 1/2"

75
29 1/2"

Kg - lbs
36
79%

m³ - cuft
0,30
10%

1x
3 boxes

LBOE

AN



triple

designed by
ARTER & CITTON
patented



triple-a



triple-b



ECHO
PAG. 116



ECHO-SGA
PAG. 116



| cm - in | | | max | Kg - lbs | m ³ - cuft | | | | |
|----------------------|---------------|---|---------------|---------------|-----------------------|----|--|-----------|----------------|
| | | | | | | | | | |
| 49x56 19 1/4"x22" | 104 41" | ø60 / 50x50 ø23 3/4" / 19 1/4"x19 1/4" | 7.8 17 1/4 | 0.10 3 1/2 | 1x 3 boxes | AE | | 48 18% | triple-a KD |
| | | | | | | | | | |
| 49x56 19 1/4"x22" | 74 29 1/4" | ø70 / 60x60 ø27 1/2" / 23 3/4"x23 3/4" | 7.5 16 1/2 | 0.10 3 1/2 | 1x 3 boxes | AE | | 48 18% | triple-b KD |

crown

designed by
DOMITALIA DESIGN
patented



ECHO
PAG. 116



ECHO-SGA
PAG. 116



crown-a



crown-b

| | cm - in | | max | Kg - lbs | m ³ - cu ft | | | |
|---------|------------------|------------------|---|-------------|------------------------|---------------|------|--|
| crown-a | | | | | | | | |
| | ø43,5 17 1/4" | 102,5 40 1/2" | ø60 / 50x50 ø23 3/4" / 19 3/4" x 19 3/4" | 10 22 | 0,22 7% | 1x 2 boxes | LBOE | |
| crown-b | | | | | | | | |
| | ø43,5 17 1/4" | 72,5 28 1/2" | ø70 / 60x60 ø27 1/2" / 23 3/4" x 23 3/4" | 8 17 1/2 | 0,16 5% | 1x 2 boxes | LBOE | |

stone

designed by
ARTER & CITTON
patented





















stone-r



stone-t

 **STONE-P**
PAG. 120



| | | | | | | | | | |
|---------|--|---|---|---|---|---|---|--|---|
| cm - in |  |  |  | Kg - lbs  16,4 36¼ | m ³ - cuft  0,11 4 |  1x 2 boxes |  EBI | max  104x240 41"x94½" |  stone-r KD |
| cm - in |  |  |  | Kg - lbs  24,8 54¾ | m ³ - cuft  0,18 6½ |  1x 3 boxes |  EBI | max  ø 160 63" |  stone-t KD |







compass

designed by
ARTER & CITTON
patented



 **FORYOU2**
PAG. 113



| | | | | | | | | | |
|--|--|--|----------|-----------------------|---------|---|-----|---|---|
| cm - in | | | Kg - lbs | m ³ - cuft | 1 x box |  | max |  |  |
|  38 15" |  38 15" |  74 29 1/4" | | | | | | | |

urban-t

designed by
RADICE & ORLANDINI
patented

TRAFFIC
PAG. 110

OUTDOOR
















urban-tb



urban-ta



| | | | | | | | | | |
|--|--|--|--|--|--|--|--|---|----------------|
| cm - in | max | Kg - lbs | m ³ - cuft | | | | | | |
|  32x32 12½"x12½" |  103 40½" |  max ø70 / 70x70 ø27½" / 27½"x27½" |  35.5 78¼ |  0,10 3½ |  1x 3 boxes |  CM+LANE CM+LBOE | |  | urban-ta KD |
| cm - in | max | Kg - lbs | m ³ - cuft | | | | | | |
|  32x32 12½"x12½" |  73 28¾" |  max ø80 / 80x80 ø31½" / 31½"x31½" |  35 77¼ |  0,08 2¾" |  1x 3 boxes |  CM+LANE CM+LBOE | |  | urban-tb KD |

terra-t/terra-v

designed by
ARTER & CITTON
patented



ECHO-SGA
PAG. 116

FORYOU
PAG. 112



| terra-ta KD | <table border="1"> <thead> <tr> <th colspan="3">cm - in</th> </tr> </thead> <tbody> <tr> <td></td> <td></td> <td></td> </tr> <tr> <td>39 15 1/4"</td> <td>54 21 1/4"</td> <td>104 41"</td> </tr> </tbody> </table> | cm - in | | | | | | 39 15 1/4" | 54 21 1/4" | 104 41" | <table border="1"> <thead> <tr> <th colspan="2">Kg - lbs</th> </tr> </thead> <tbody> <tr> <td></td> <td>10,4 23</td> </tr> </tbody> </table> | Kg - lbs | | | 10,4 23 | <table border="1"> <thead> <tr> <th colspan="2">m³ - cuft</th> </tr> </thead> <tbody> <tr> <td></td> <td>0,25 8%</td> </tr> </tbody> </table> | m³ - cuft | | | 0,25 8% | <table border="1"> <thead> <tr> <th colspan="2">Boxing</th> </tr> </thead> <tbody> <tr> <td></td> <td>1 x box 2 boxes</td> </tr> </tbody> </table> | Boxing | | | 1 x box 2 boxes | <table border="1"> <thead> <tr> <th colspan="2">Colors</th> </tr> </thead> <tbody> <tr> <td></td> <td>EBI ETR</td> </tr> </tbody> </table> | Colors | | | EBI ETR | <table border="1"> <thead> <tr> <th colspan="2">max</th> </tr> </thead> <tbody> <tr> <td></td> <td> ø70 - 70x70 - 90x60 ø27 1/2" - 27 1/2" x 27 1/2" - 35 1/2" x 23 3/4" </td> </tr> </tbody> </table> | max | | | ø70 - 70x70 - 90x60 ø27 1/2" - 27 1/2" x 27 1/2" - 35 1/2" x 23 3/4" | |
|----------------|--|----------------|--|--|--|--|--|---------------|---------------|----------------|---|----------|--|--|-------------|---|-----------|--|--|------------|--|--------|--|--|--------------------|--|--------|--|--|-----------------|---|-----|--|--|---|--|
| cm - in | | | | | | | | | | | | | | | | | | | | | | | | | | | | | | | | | | | | |
| | | | | | | | | | | | | | | | | | | | | | | | | | | | | | | | | | | | | |
| 39 15 1/4" | 54 21 1/4" | 104 41" | | | | | | | | | | | | | | | | | | | | | | | | | | | | | | | | | | |
| Kg - lbs | | | | | | | | | | | | | | | | | | | | | | | | | | | | | | | | | | | | |
| | 10,4 23 | | | | | | | | | | | | | | | | | | | | | | | | | | | | | | | | | | | |
| m³ - cuft | | | | | | | | | | | | | | | | | | | | | | | | | | | | | | | | | | | | |
| | 0,25 8% | | | | | | | | | | | | | | | | | | | | | | | | | | | | | | | | | | | |
| Boxing | | | | | | | | | | | | | | | | | | | | | | | | | | | | | | | | | | | | |
| | 1 x box 2 boxes | | | | | | | | | | | | | | | | | | | | | | | | | | | | | | | | | | | |
| Colors | | | | | | | | | | | | | | | | | | | | | | | | | | | | | | | | | | | | |
| | EBI ETR | | | | | | | | | | | | | | | | | | | | | | | | | | | | | | | | | | | |
| max | | | | | | | | | | | | | | | | | | | | | | | | | | | | | | | | | | | | |
| | ø70 - 70x70 - 90x60 ø27 1/2" - 27 1/2" x 27 1/2" - 35 1/2" x 23 3/4" | | | | | | | | | | | | | | | | | | | | | | | | | | | | | | | | | | | |
| terra-tb KD | <table border="1"> <thead> <tr> <th colspan="3">cm - in</th> </tr> </thead> <tbody> <tr> <td></td> <td></td> <td></td> </tr> <tr> <td>36 14 1/4"</td> <td>50 19 3/4"</td> <td>74 29 1/4"</td> </tr> </tbody> </table> | cm - in | | | | | | 36 14 1/4" | 50 19 3/4" | 74 29 1/4" | <table border="1"> <thead> <tr> <th colspan="2">Kg - lbs</th> </tr> </thead> <tbody> <tr> <td></td> <td>8 17 3/4</td> </tr> </tbody> </table> | Kg - lbs | | | 8 17 3/4 | <table border="1"> <thead> <tr> <th colspan="2">m³ - cuft</th> </tr> </thead> <tbody> <tr> <td></td> <td>0,16 5%</td> </tr> </tbody> </table> | m³ - cuft | | | 0,16 5% | <table border="1"> <thead> <tr> <th colspan="2">Boxing</th> </tr> </thead> <tbody> <tr> <td></td> <td>1 x box 2 boxes</td> </tr> </tbody> </table> | Boxing | | | 1 x box 2 boxes | <table border="1"> <thead> <tr> <th colspan="2">Colors</th> </tr> </thead> <tbody> <tr> <td></td> <td>EBI ETR</td> </tr> </tbody> </table> | Colors | | | EBI ETR | <table border="1"> <thead> <tr> <th colspan="2">max</th> </tr> </thead> <tbody> <tr> <td></td> <td> ø70 - 70x70 - 90x60 ø27 1/2" - 27 1/2" x 27 1/2" - 35 1/2" x 23 3/4" </td> </tr> </tbody> </table> | max | | | ø70 - 70x70 - 90x60 ø27 1/2" - 27 1/2" x 27 1/2" - 35 1/2" x 23 3/4" | |
| cm - in | | | | | | | | | | | | | | | | | | | | | | | | | | | | | | | | | | | | |
| | | | | | | | | | | | | | | | | | | | | | | | | | | | | | | | | | | | | |
| 36 14 1/4" | 50 19 3/4" | 74 29 1/4" | | | | | | | | | | | | | | | | | | | | | | | | | | | | | | | | | | |
| Kg - lbs | | | | | | | | | | | | | | | | | | | | | | | | | | | | | | | | | | | | |
| | 8 17 3/4 | | | | | | | | | | | | | | | | | | | | | | | | | | | | | | | | | | | |
| m³ - cuft | | | | | | | | | | | | | | | | | | | | | | | | | | | | | | | | | | | | |
| | 0,16 5% | | | | | | | | | | | | | | | | | | | | | | | | | | | | | | | | | | | |
| Boxing | | | | | | | | | | | | | | | | | | | | | | | | | | | | | | | | | | | | |
| | 1 x box 2 boxes | | | | | | | | | | | | | | | | | | | | | | | | | | | | | | | | | | | |
| Colors | | | | | | | | | | | | | | | | | | | | | | | | | | | | | | | | | | | | |
| | EBI ETR | | | | | | | | | | | | | | | | | | | | | | | | | | | | | | | | | | | |
| max | | | | | | | | | | | | | | | | | | | | | | | | | | | | | | | | | | | | |
| | ø70 - 70x70 - 90x60 ø27 1/2" - 27 1/2" x 27 1/2" - 35 1/2" x 23 3/4" | | | | | | | | | | | | | | | | | | | | | | | | | | | | | | | | | | | |
| terra-va | <table border="1"> <thead> <tr> <th colspan="3">cm - in</th> </tr> </thead> <tbody> <tr> <td></td> <td></td> <td></td> </tr> <tr> <td>54 21 1/4"</td> <td>39 15 3/8"</td> <td>102 40 1/4"</td> </tr> </tbody> </table> | cm - in | | | | | | 54 21 1/4" | 39 15 3/8" | 102 40 1/4" | <table border="1"> <thead> <tr> <th colspan="2">Kg - lbs</th> </tr> </thead> <tbody> <tr> <td></td> <td>10,9 24</td> </tr> </tbody> </table> | Kg - lbs | | | 10,9 24 | <table border="1"> <thead> <tr> <th colspan="2">m³ - cuft</th> </tr> </thead> <tbody> <tr> <td></td> <td>0,25 8%</td> </tr> </tbody> </table> | m³ - cuft | | | 0,25 8% | <table border="1"> <thead> <tr> <th colspan="2">Boxing</th> </tr> </thead> <tbody> <tr> <td></td> <td>1 x box</td> </tr> </tbody> </table> | Boxing | | | 1 x box | <table border="1"> <thead> <tr> <th colspan="2">Colors</th> </tr> </thead> <tbody> <tr> <td></td> <td>ERU EGR EBI ETR</td> </tr> </tbody> </table> | Colors | | | ERU EGR EBI ETR | | | | | | |
| cm - in | | | | | | | | | | | | | | | | | | | | | | | | | | | | | | | | | | | | |
| | | | | | | | | | | | | | | | | | | | | | | | | | | | | | | | | | | | | |
| 54 21 1/4" | 39 15 3/8" | 102 40 1/4" | | | | | | | | | | | | | | | | | | | | | | | | | | | | | | | | | | |
| Kg - lbs | | | | | | | | | | | | | | | | | | | | | | | | | | | | | | | | | | | | |
| | 10,9 24 | | | | | | | | | | | | | | | | | | | | | | | | | | | | | | | | | | | |
| m³ - cuft | | | | | | | | | | | | | | | | | | | | | | | | | | | | | | | | | | | | |
| | 0,25 8% | | | | | | | | | | | | | | | | | | | | | | | | | | | | | | | | | | | |
| Boxing | | | | | | | | | | | | | | | | | | | | | | | | | | | | | | | | | | | | |
| | 1 x box | | | | | | | | | | | | | | | | | | | | | | | | | | | | | | | | | | | |
| Colors | | | | | | | | | | | | | | | | | | | | | | | | | | | | | | | | | | | | |
| | ERU EGR EBI ETR | | | | | | | | | | | | | | | | | | | | | | | | | | | | | | | | | | | |
| terra-vb | <table border="1"> <thead> <tr> <th colspan="3">cm - in</th> </tr> </thead> <tbody> <tr> <td></td> <td></td> <td></td> </tr> <tr> <td>50 19 3/4"</td> <td>36 14 1/4"</td> <td>72 28 3/4"</td> </tr> </tbody> </table> | cm - in | | | | | | 50 19 3/4" | 36 14 1/4" | 72 28 3/4" | <table border="1"> <thead> <tr> <th colspan="2">Kg - lbs</th> </tr> </thead> <tbody> <tr> <td></td> <td>8 17 3/4</td> </tr> </tbody> </table> | Kg - lbs | | | 8 17 3/4 | <table border="1"> <thead> <tr> <th colspan="2">m³ - cuft</th> </tr> </thead> <tbody> <tr> <td></td> <td>0,15 5%</td> </tr> </tbody> </table> | m³ - cuft | | | 0,15 5% | <table border="1"> <thead> <tr> <th colspan="2">Boxing</th> </tr> </thead> <tbody> <tr> <td></td> <td>1 x box</td> </tr> </tbody> </table> | Boxing | | | 1 x box | <table border="1"> <thead> <tr> <th colspan="2">Colors</th> </tr> </thead> <tbody> <tr> <td></td> <td>ERU EGR EBI ETR</td> </tr> </tbody> </table> | Colors | | | ERU EGR EBI ETR | | | | | | |
| cm - in | | | | | | | | | | | | | | | | | | | | | | | | | | | | | | | | | | | | |
| | | | | | | | | | | | | | | | | | | | | | | | | | | | | | | | | | | | | |
| 50 19 3/4" | 36 14 1/4" | 72 28 3/4" | | | | | | | | | | | | | | | | | | | | | | | | | | | | | | | | | | |
| Kg - lbs | | | | | | | | | | | | | | | | | | | | | | | | | | | | | | | | | | | | |
| | 8 17 3/4 | | | | | | | | | | | | | | | | | | | | | | | | | | | | | | | | | | | |
| m³ - cuft | | | | | | | | | | | | | | | | | | | | | | | | | | | | | | | | | | | | |
| | 0,15 5% | | | | | | | | | | | | | | | | | | | | | | | | | | | | | | | | | | | |
| Boxing | | | | | | | | | | | | | | | | | | | | | | | | | | | | | | | | | | | | |
| | 1 x box | | | | | | | | | | | | | | | | | | | | | | | | | | | | | | | | | | | |
| Colors | | | | | | | | | | | | | | | | | | | | | | | | | | | | | | | | | | | | |
| | ERU EGR EBI ETR | | | | | | | | | | | | | | | | | | | | | | | | | | | | | | | | | | | |

casper

designed by
RADICE & ORLANDINI
patented



PHANTOM2
PAG. 119



| cm - in | | |
|-----------------|---------------|---------------|
| | | |
| 37.5 14 3/4" | 44 17 1/4" | 44 17 1/4" |

| | | |
|-----------------------|--|----|
| | | |
| Kg - lbs 4.5 10 | m ³ - cuft 0.08 2 3/4 | 1x |

| | | | |
|-----|-----|-----|-----|
| | | | |
| ERO | EAN | EBI | ETR |



omnia

designed by
RADICE & ORLANDINI
patented



omnia-p



omnia-v



omnia-t




BABA
PAG. 118



| omnia-p | <table border="1"> <thead> <tr> <th>cm - in</th> <th>Kg - lbs</th> <th>m³ - cuft</th> </tr> </thead> <tbody> <tr> <td> 48 48 44 19" 19" 17 1/4" </td> <td> 4,2 9% </td> <td> 0,11 4 </td> </tr> </tbody> </table> | cm - in | Kg - lbs | m ³ - cuft | 48 48 44 19" 19" 17 1/4" | 4,2 9% | 0,11 4 | <table border="1"> <thead> <tr> <th>Color</th> <th>Material</th> </tr> </thead> <tbody> <tr> <td>Orange</td> <td>EAR</td> </tr> <tr> <td>Red</td> <td>ERO</td> </tr> <tr> <td>Green</td> <td>EVA</td> </tr> <tr> <td>Grey</td> <td>EGR</td> </tr> <tr> <td>White</td> <td>EBI</td> </tr> <tr> <td>Light Grey</td> <td>ETR</td> </tr> </tbody> </table> | Color | Material | Orange | EAR | Red | ERO | Green | EVA | Grey | EGR | White | EBI | Light Grey | ETR | <table border="1"> <tbody> <tr> <td>cuscino cushion</td> <td>Kg 1,5 - m³ 0,03 - 1xbox Lbs 3 3/4 - cuft 1 - 1xbox</td> <td> cm - in 30 11 3/4" </td> <td> </td> </tr> </tbody> </table> | cuscino cushion | Kg 1,5 - m ³ 0,03 - 1xbox Lbs 3 3/4 - cuft 1 - 1xbox | cm - in 30 11 3/4" | | | |
|------------------------------------|---|------------------------------|----------|-----------------------|---------------------------------|---------------|---------------|--|-------|----------|--------|-----|-----|-----|-------|-----|------|-----|-------|-----|------------|-----|---|-----------------------------|---|------------------------------|------------------------------------|---|--|
| cm - in | Kg - lbs | m ³ - cuft | | | | | | | | | | | | | | | | | | | | | | | | | | | |
| 48 48 44 19" 19" 17 1/4" | 4,2 9% | 0,11 4 | | | | | | | | | | | | | | | | | | | | | | | | | | | |
| Color | Material | | | | | | | | | | | | | | | | | | | | | | | | | | | | |
| Orange | EAR | | | | | | | | | | | | | | | | | | | | | | | | | | | | |
| Red | ERO | | | | | | | | | | | | | | | | | | | | | | | | | | | | |
| Green | EVA | | | | | | | | | | | | | | | | | | | | | | | | | | | | |
| Grey | EGR | | | | | | | | | | | | | | | | | | | | | | | | | | | | |
| White | EBI | | | | | | | | | | | | | | | | | | | | | | | | | | | | |
| Light Grey | ETR | | | | | | | | | | | | | | | | | | | | | | | | | | | | |
| cuscino cushion | Kg 1,5 - m ³ 0,03 - 1xbox Lbs 3 3/4 - cuft 1 - 1xbox | cm - in 30 11 3/4" | | | | | | | | | | | | | | | | | | | | | | | | | | | |
| omnia-v | <table border="1"> <thead> <tr> <th>cm - in</th> <th>Kg - lbs</th> <th>m³ - cuft</th> </tr> </thead> <tbody> <tr> <td> 48 48 44 19" 19" 17 1/4" </td> <td> 4,2 9% </td> <td> 0,11 4 </td> </tr> </tbody> </table> | cm - in | Kg - lbs | m ³ - cuft | 48 48 44 19" 19" 17 1/4" | 4,2 9% | 0,11 4 | <table border="1"> <thead> <tr> <th>Color</th> <th>Material</th> </tr> </thead> <tbody> <tr> <td>Orange</td> <td>EAR</td> </tr> <tr> <td>Red</td> <td>ERO</td> </tr> <tr> <td>Green</td> <td>EVA</td> </tr> <tr> <td>Grey</td> <td>EGR</td> </tr> <tr> <td>White</td> <td>EBI</td> </tr> <tr> <td>Light Grey</td> <td>ETR</td> </tr> </tbody> </table> | Color | Material | Orange | EAR | Red | ERO | Green | EVA | Grey | EGR | White | EBI | Light Grey | ETR | <table border="1"> <tbody> <tr> <td></td> <td></td> <td> </td> </tr> </tbody> </table> | | | | | | |
| cm - in | Kg - lbs | m ³ - cuft | | | | | | | | | | | | | | | | | | | | | | | | | | | |
| 48 48 44 19" 19" 17 1/4" | 4,2 9% | 0,11 4 | | | | | | | | | | | | | | | | | | | | | | | | | | | |
| Color | Material | | | | | | | | | | | | | | | | | | | | | | | | | | | | |
| Orange | EAR | | | | | | | | | | | | | | | | | | | | | | | | | | | | |
| Red | ERO | | | | | | | | | | | | | | | | | | | | | | | | | | | | |
| Green | EVA | | | | | | | | | | | | | | | | | | | | | | | | | | | | |
| Grey | EGR | | | | | | | | | | | | | | | | | | | | | | | | | | | | |
| White | EBI | | | | | | | | | | | | | | | | | | | | | | | | | | | | |
| Light Grey | ETR | | | | | | | | | | | | | | | | | | | | | | | | | | | | |
| | | | | | | | | | | | | | | | | | | | | | | | | | | | | | |
| omnia-t | <table border="1"> <thead> <tr> <th>cm - in</th> <th>Kg - lbs</th> <th>m³ - cuft</th> </tr> </thead> <tbody> <tr> <td> 48 48 44 19" 19" 17 1/4" </td> <td> 4,2 9% </td> <td> 0,11 4 </td> </tr> </tbody> </table> | cm - in | Kg - lbs | m ³ - cuft | 48 48 44 19" 19" 17 1/4" | 4,2 9% | 0,11 4 | <table border="1"> <thead> <tr> <th>Color</th> <th>Material</th> </tr> </thead> <tbody> <tr> <td>Orange</td> <td>EAR</td> </tr> <tr> <td>Red</td> <td>ERO</td> </tr> <tr> <td>Green</td> <td>EVA</td> </tr> <tr> <td>Grey</td> <td>EGR</td> </tr> <tr> <td>White</td> <td>EBI</td> </tr> <tr> <td>Light Grey</td> <td>ETR</td> </tr> </tbody> </table> | Color | Material | Orange | EAR | Red | ERO | Green | EVA | Grey | EGR | White | EBI | Light Grey | ETR | <table border="1"> <tbody> <tr> <td>piano in vetro glass top</td> <td>Kg 2,5 - m³ 0,006 - 1xbox Lbs 5 1/2 - cuft 1/4 - 1xbox</td> <td> </td> </tr> <tr> <td>piano in laminato laminated top</td> <td>Kg 1,5 - m³ 0,006 - 1xbox Lbs 3 3/4 - cuft 1/4 - 1xbox</td> <td> </td> </tr> </tbody> </table> | piano in vetro glass top | Kg 2,5 - m ³ 0,006 - 1xbox Lbs 5 1/2 - cuft 1/4 - 1xbox | | piano in laminato laminated top | Kg 1,5 - m ³ 0,006 - 1xbox Lbs 3 3/4 - cuft 1/4 - 1xbox | |
| cm - in | Kg - lbs | m ³ - cuft | | | | | | | | | | | | | | | | | | | | | | | | | | | |
| 48 48 44 19" 19" 17 1/4" | 4,2 9% | 0,11 4 | | | | | | | | | | | | | | | | | | | | | | | | | | | |
| Color | Material | | | | | | | | | | | | | | | | | | | | | | | | | | | | |
| Orange | EAR | | | | | | | | | | | | | | | | | | | | | | | | | | | | |
| Red | ERO | | | | | | | | | | | | | | | | | | | | | | | | | | | | |
| Green | EVA | | | | | | | | | | | | | | | | | | | | | | | | | | | | |
| Grey | EGR | | | | | | | | | | | | | | | | | | | | | | | | | | | | |
| White | EBI | | | | | | | | | | | | | | | | | | | | | | | | | | | | |
| Light Grey | ETR | | | | | | | | | | | | | | | | | | | | | | | | | | | | |
| piano in vetro glass top | Kg 2,5 - m ³ 0,006 - 1xbox Lbs 5 1/2 - cuft 1/4 - 1xbox | | | | | | | | | | | | | | | | | | | | | | | | | | | | |
| piano in laminato laminated top | Kg 1,5 - m ³ 0,006 - 1xbox Lbs 3 3/4 - cuft 1/4 - 1xbox | | | | | | | | | | | | | | | | | | | | | | | | | | | | |

PUBLIC AREAS



sedie, poltrone e tavoli
chairs, armchairs and tables

urban-pa

designed by
RADICE & ORLANDINI
patented



 **URBAN-TB**
PAG. 86

 **TRAFFIC**
PAG. 13







| | | | | | | | |
|----|---|---|---|---|---|--|--|
| KD | cm - in |  Kg - lbs 80.5 / 177½ |  m³ - cuft 0,17 / 6 |  1x 4 boxes |  CM+LAN CM+LBO | | |
| |  48 50 120 19" 19¾" 47¼" | | | | | | |




elsa

designed by
DOMITALIA DESIGN
patented

 **MEET**
PAG. 140



| cm - in | | | |
|--|---|---|---|
|  |  |  |  |
| 83 | 53 | 50 | 46,5 |
| 32 3/4" | 21" | 19 3/4" | 18 1/4" |

| | | |
|---|---|---|
|  |  |  |
| Kg - lbs | m ³ - cuft | 2x |
| 12 | 0,18 | 2 boxes |
| 26 1/2 | 6 1/2 | |

| | | |
|---|---|---|
|  |  |  |
| AS | LSA | LBO |

| | | |
|---|---|---|
|  |  |  |
| WE | LSA | LBO |

 max 12 

jude

designed by
DOMITALIA DESIGN
patented



jude-sp



jude



| | cm - in | cm - in | Kg - lbs | m ³ - cuft | | | |
|---------------|--|-------------------|-------------------|-----------------------|-------------------|---------------------|--|
| jude KD | 87 34 1/4" 59 23 1/4" 50 19 1/4" 47 18 1/2" | 80 31 1/2" | 16 35 1/2" | 0,21 7 1/2" | 2x 2 boxes | AS C | |
| jude-sp KD | 86,5 34" 56 22 44 17 1/4" 46 18 | 80 31 1/2" | 20 44 | 0,21 7 1/2" | 2x 2 boxes | C LAN NIS | |

juliet

designed by
DOMITALIA DESIGN
patented



| | | | | | | | |
|--|-----------------------------------|-------------------------------------|-------------------------------------|-----------|-------------|---------------|--|
| <p>cm - in</p> <p>86 53 43 47 34" 21" 17" 18½"</p> | <p>cm - in</p> <p>60 23¾"</p> | <p>Kg - lbs</p> <p>16.7 36¾</p> | <p>m³ - cuft</p> <p>0.21 7½</p> | <p>2x</p> | <p>AS C</p> | <p>WE NCA</p> | |
|--|-----------------------------------|-------------------------------------|-------------------------------------|-----------|-------------|---------------|--|

670/675



675



670




| | | | | | | | |
|-----|---|---------------------------|---------------------------|---------------------------|--------|------------|------------|
| 670 | cm - in 120 75 65 47 1/4" 29 1/2" 25 1/2" | Kg - lbs 16 35% | m³ - cuft 0.53 18% | 1x | LN | | |
| 675 | cm - in 96 57 45 47 37 3/4" 22 1/2" 17 3/4" 18 1/2" | cm - in 65 25 1/2" | Kg - lbs 13.3 29% | m³ - cuft 0.33 11% | 2x | ALU OV | max 10 |

689

designed by
GIORGIO DEL PIERO
patented



689-L



NON DISPONIBILE
NOT AVAILABLE



Ganci di giunzione - optional
Connecting hooks - optional
Regelbares Verbindungsstück - optional
Crochets de liaison - optionnel
Elementos de juntura - facultativo



Scrittoio - optional
Writing desk - optional
Schreibplatte - optional
Tablette - optionnel
Escritorio - facultativo

| cm - in | | cm - in | Kg - lbs | m ³ - cuft | KD | | max 6 | |
|---------------|---------------|-----------------|---------------|-----------------------|---------------|---|-------------|-------|
| | | | | | | bracciolo / ganci / scrittoio arm / hooks / desk | | 689 |
| 83 32 3/4" | 50 19 3/4" | 55.5 21 3/4" | 47 18 1/2" | 68.5 27" | 60 23 3/4" | 18.2 40% | 0.30 10% | 2x |
| AS | | | | | | | | |
| | | | | | | bracciolo / ganci / scrittoio arm / hooks / desk | | 689-L |
| 83 32 3/4" | 50 19 3/4" | 55.5 21 3/4" | 46 18 1/4" | 68.5 27" | 18.2 40% | 0.30 10% | 2x | |
| AS | | | | | | | | |


magic

designed by
DOMITALIA DESIGN
patented




magic-b

magic-a



magic-c



| | cm - in | Kg - lbs | m ³ - cuft | | |
|---------------|--------------------------------|-----------------|-----------------------|-------------------|--------|
| magic-a KD | 42 51 200 16½" 20" 78½" | 18 39% | 0.06 2¼ | 1x 2 boxes | AS |
| magic-b KD | 42 51 264 16½" 20" 104" | 21.5 47½ | 0.08 2¾ | 1x 2 boxes | AS |
| magic-c KD | 42 51 136 16½" 20" 53½" | 14 31 | 0.05 1¾ | 1x 2 boxes | AS |

200



| cm - in | | | |
|-----------|---------------|-----------|---------------|
| | | | |
| 84 33" | 54 21 1/4" | 51 20" | 47 18 1/2" |

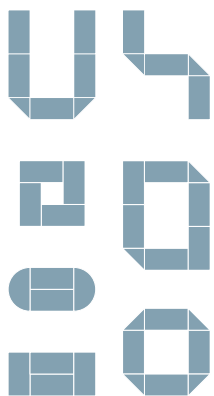
| cm - in | Kg - lbs | m ³ - cuft | |
|---------------|----------|-----------------------|----|
| | | | |
| 60 23 3/4" | 10 22 | 0,40 14% | 2x |

| KD | | | |
|------------|-----------------------|----|---------|
| Kg - lbs | m ³ - cuft | | |
| | | | |
| 17,2 38 | 0,17 6 | 3x | 2 boxes |

max 8

meet collection

Esempi di configurazioni
 Some configuration examples
 Kompositionsmöglichkeiten
 Configurations possibles
 Ejemplos de configuraciones



| | | | | | | | | | | | | | | | | | | | | | |
|----------|--|------------|------------|--|--|--|-------------|------------|------------|--|----------|--|--|--|--|-----------|------------|----|-----|--|--|
| Meet-28 | <table border="0"> <tr> <td>cm - in</td> <td></td> <td></td> <td></td> </tr> <tr> <td></td> <td>120 47¼"</td> <td>80 31½"</td> <td>73 28¾"</td> </tr> </table> | cm - in | | | | | 120 47¼" | 80 31½" | 73 28¾" | <table border="0"> <tr> <td>Kg - lbs</td> <td></td> <td></td> <td></td> </tr> <tr> <td></td> <td>22 48½</td> <td>0,13 4½</td> <td>1x</td> </tr> </table> | Kg - lbs | | | | | 22 48½ | 0,13 4½ | 1x | LNO | | |
| cm - in | | | | | | | | | | | | | | | | | | | | | |
| | 120 47¼" | 80 31½" | 73 28¾" | | | | | | | | | | | | | | | | | | |
| Kg - lbs | | | | | | | | | | | | | | | | | | | | | |
| | 22 48½ | 0,13 4½ | 1x | | | | | | | | | | | | | | | | | | |
| Meet-68 | <table border="0"> <tr> <td>cm - in</td> <td></td> <td></td> <td></td> </tr> <tr> <td></td> <td>160 63"</td> <td>80 31½"</td> <td>73 28¾"</td> </tr> </table> | cm - in | | | | | 160 63" | 80 31½" | 73 28¾" | <table border="0"> <tr> <td>Kg - lbs</td> <td></td> <td></td> <td></td> </tr> <tr> <td></td> <td>25 55¼</td> <td>0,17 6</td> <td>1x</td> </tr> </table> | Kg - lbs | | | | | 25 55¼ | 0,17 6 | 1x | LNO | | |
| cm - in | | | | | | | | | | | | | | | | | | | | | |
| | 160 63" | 80 31½" | 73 28¾" | | | | | | | | | | | | | | | | | | |
| Kg - lbs | | | | | | | | | | | | | | | | | | | | | |
| | 25 55¼ | 0,17 6 | 1x | | | | | | | | | | | | | | | | | | |



Meet-b



Meet-s

Meet-kit

Meet-t

Piano di raccordo triangolare
Triangular linking top
Dreieckiger Verbindungstisch
Plateau triangulaire de liaison
Sobre de unión triangular

Piano di raccordo semicircolare
Semicircular linking top
Halbrunder Verbindungstisch
Plateau demi-lune de liaison
Sobre de unión semicircular

Set di ganci di giunzione
Set of joints
Set Verbindungselemente
Set de crochets de liaison
Conjunto de elementos de juntura



| | | | | | | |
|--|------------------------------|--|--------|---------|--------|--------------|
| cm - in 80 31 1/2" | Kg - lbs 6 13 1/4 | m ³ - cuft 0,03 1 | 1x | | GR | meet-t |
| cm - in 160 63" 80 31 1/2" | Kg - lbs 21 46 1/4 | m ³ - cuft 0,17 6 | 1x | LNO | GR | meet-s |
| cm - in 71 28" max ø160 / 80x160 ø63" / 31 1/2"x63" | Kg - lbs 6 13 1/4 | m ³ - cuft 0,03 1 | 1x | LNO | | Meet-b |
| cm - in 71 28" max 45x140 17 3/4"x55 1/4" | Kg - lbs 5,4 12 | m ³ - cuft 0,03 1 | 1x | LNO | | Meet-ba |
| | | m ³ - cuft 0,01 1/2 | 1x | | | Meet-kit |