

# HEALTH CARE



sedie e poltrone  
chairs and armchairs

# joy

designed by  
DOMITALIA DESIGN  
patented



cm - in				
85 33 1/2"	60 23 3/4"	60 23 3/4"	47 18 1/2"	69 27 1/4"

Kg - lbs	m <sup>3</sup> - cuft	
13.8 30%	0.37 13	1x

cm - in	
	seduta seat
60 23 3/4"	

cm - in	
	retro/fianchi back/sides
130 51 1/4"	

cm - in	
	totale total
190 74 3/4"	

# 354

designed by  
GIORGIO DEL PIERO  
*patented*

777-Q  
PAG. 104



354



354-i

Versione con fianchi imbottiti  
Upholstered sides version  
Ausführung Seiten gepolstert  
Version côtés rembourrées  
Versión con costados tapizados



cm - in					cm - in	Kg - lbs	m <sup>3</sup> - cuft	cm - in	poltrona con fianchi imbottiti armchair with upholstered sides	
pratic-s										
	83	54.5	56.5	47	66	70	10	0.32	1x	120
	32 3/4"	21 1/2"	22 1/4"	18 1/2"	26"	27 1/2"	22	11 1/2"		47 1/4"

# pratic

designed by  
GIORGIO DEL PIERO  
patented



pratic-f



pratic-r



pratic-po

Poggiatesta - optional  
Headrest - optional  
Kopfstütze - optional  
Repose tête - optionnel  
Reposacabezas - facultativo



pratic-s

Poggiapiedi regolabile su due posizioni  
Footstool adjustable into two positions  
Fußstütze auf zwei Positionen verstellbar  
Repose-pieds réglable sur deux positions  
Reposapiés regulable en dos posiciones

Movimento dello schienale con pistone a gas regolabile in qualsiasi posizione  
Movement of the backrest by means of a gas lift device which can be locked into any position  
Stufenlose Rückenbewegung durch Gasdruck verstellbar  
Mouvement du dossier par vérin à gaz réglable sur toutes positions  
Movimiento del respaldo con pistón a gas regulable in cualquier posición

cm - in	cm - in	Kg - lbs	m <sup>3</sup> - cuft		
 46 50 48 46 18 1/4" 19 3/4" 19" 18 1/4"	 40 15 3/4"	 10 22	 0,24 8 1/2"	 2x	pratic-s
 119 78 64,5 46 66 47" 30 3/4" 25 1/2" 18 1/4" 26"	 180 71"	 28 61 3/4"	 0,62 22	 1x	pratic-f
 119 78 64,5 46 66 47" 30 3/4" 25 1/2" 18 1/4" 26"	 180 71"	 29,2 64 1/2"	 0,62 22	 1x	pratic-r
 70 27 1/2"	 2 4 1/2"	 0,03 1	 1x		pratic-po

# comodo

designed by  
GIORGIO DEL PIERO  
patented



comodo-bi



comodo-di



	cm - in	Kg - lbs	m <sup>3</sup> - cuft		cm - in	cm - in	cm - in	
comodo-bi	 86 34"    77 30½"    61 24"    46 18¼"    64 25¼"	 18 39%	 0,43 15¼	 1x	 165 65"	 130 51¼"	 280 110¼"	
comodo-di	 86 34"    77 30½"    115 45¼"    46 18¼"    64 25¼"	 31 68%	 0,79 28	 1x	 260 102½"	 130 51¼"	 340 134"	

# comodo

designed by  
GIORGIO DEL PIERO  
patented



comodo-f



comodo-r

comodo-f					comodo-r				
cm - in	cm - in	Kg - lbs	m <sup>3</sup> - cuft	Icon	cm - in	Kg - lbs	m <sup>3</sup> - cuft	Icon	Model
124 48 3/4"	74 29 1/4"	62 24 1/2"	47 18 1/2"	64.5 25 1/2"	280 110 3/4"	28 61 3/4"	0.62 22	1x	comodo-f
124 48 3/4"	74 29 1/4"	67 26 1/2"	47 18 1/2"	64.5 25 1/2"	280 110 3/4"	29 64	0.62 22	1x	comodo-r

# grace

designed by  
DOMITALIA DESIGN  
patented



grace


















 COLUMN-B42  
PAG. 91



grace-m



grace-mi

grace	 cm - in 89,5 53,5 45,5 47 35¼" 21" 18" 18½"	 cm - in 70 27½"	 Kg - lbs 18 39%	 m³ - cuft 0,31 11	 2x			
grace-m	 cm - in 89,5 53,5 54,5 47 66 35¼" 21" 21½" 18½" 26"	 cm - in 70 27½"	 Kg - lbs 13,6 30	 m³ - cuft 0,32 11½	 1x			
grace-mi	 cm - in 89,5 53,5 54,5 47 66 35¼" 21" 21½" 18½" 26"		 Kg - lbs 14 31	 m³ - cuft 0,32 11½	 1x	 cm - in interno inside 73 28¾"	 cm - in esterno outside 42 16½"	 cm - in totale total 115 45¼"

# grace

designed by  
DOMITALIA DESIGN  
patented



grace-di



grace-pbi

grace-di					grace-pbi									
cm - in					Kg - lbs					m <sup>3</sup> - cuft				
84	60	120	47	63.5	25	0.75	1x	190	105	290	28	0.5	0.01	1x
33"	23 3/4"	47 1/4"	18 1/2"	25"	55%	26%		75"	41 1/4"	114 1/4"	11"	1 1/4"	1/8"	
cm - in					Kg - lbs					m <sup>3</sup> - cuft				
84	60	62	47	63.5	16.5	0.38	1x	120	93	195	28	0.5	0.01	1x
33"	23 3/4"	24 1/2"	18 1/2"	25"	36%	13%		47 1/4"	36 3/4"	76 3/4"	11"	1 1/4"	1/8"	



# ariel

designed by  
DARIO DELPIN  
patented



ariel



ariel-p



ariel-pi



ariel	 cm - in 86 60 49 48 34" 23¾" 19¼" 19"	 Kg - lbs m³ - cuft 20 0,39 44 13%	 2x	 cm - in seduta seat 53 21	 cm - in schienale/fianchi back/sides 79 31¼	 cm - in totale total 132 52
ariel-p	 cm - in 86 60 57 48 66 34" 23¾" 22½" 19" 26"	 Kg - lbs m³ - cuft 12,5 0,34 27½ 12	 1x	 cm - in seduta seat 53 21"	 cm - in schienale/fianchi back/sides 82 32¼"	 cm - in totale total 125 49¼"
ariel-pi	 cm - in 86 62 62 48 66 34" 24½" 24½" 19" 26"	 Kg - lbs m³ - cuft 14 0,38 31 13%	 1x	 cm - in interno inside 84 33	 cm - in esterno outside 112 44	 cm - in totale total 190 74¾"

# ariel

designed by  
DARIO DELPIN  
patented



ariel-di



ariel-pbi

ariel-di					ariel-pbi				
cm - in	Kg - lbs	m <sup>3</sup> - cuft	cm - in	cm - in	cm - in	cuscino cushion	cm - in	Kg - lbs	m <sup>3</sup> - cuft
 84 72 142 42 66 33" 28½" 56" 16½" 26"	 27 1,14 1x 59½ 40%	 253 246 520 99¾ 97" 204¾"	 40 15¾"	 1 0,02 1x 2¼ ¾	ariel-di				
 84 72 77 42 66 33" 28½" 30½" 16½" 26"	 24,5 0,51 1x 54 18	 190 190 355 75" 75" 139¾"	 40 15¾"	 1 0,02 1x 2¼ ¾	ariel-pbi				

# 361

designed by  
GIORGIO DEL PIERO  
patented



361-di



361-pai

**NON DISPONIBILE**  
**NOT AVAILABLE**



777-T  
PAG. 104



	cm - in	Kg - lbs	m <sup>3</sup> - cuft		cm - in	cm - in	cm - in
361-di	 82 74 116 45 65 32¼" 29¼" 45¾" 17¾" 25½"	 30 66½	 1,14 40¼	 1x	 145 57"	 238 93¾"	 470 185"
361-pai	 95 56 55 48 65 37½" 22" 21¾" 19" 25½"	 22 48½	 0,67 23½	 1x	 228 89¾"	 208 82"	 380 149¾"

# flou

designed by  
DOMITALIA DESIGN  
patented



flou-d



flou-p

777-Q  
PAG. 104



flou-p					flou-d					
cm - in					Kg - lbs	m <sup>3</sup> - cuft	1x	cm - in	cm - in	cm - in
interni					interni					
esterni					esterni					
totale					totale					
87	80	63	44.5	69	24	0.53	1x	270	135	370
34 1/4"	31 1/2"	24 3/4"	17 1/2"	27 1/4"	53	18%		106 1/4"	53 1/4"	145 1/4"
87	80	159	44.5	69	44	1.25	1x	505	230	650
34 1/4"	31 1/2"	62 1/2"	17 1/2"	27 1/4"	97	44%		198 3/4"	90 5/8"	256"

# 358

designed by  
DOMITALIA DESIGN  
patented



358



**NON DISPONIBILE**  
**NOT AVAILABLE**



358-br



cm - in				cm - in	Kg - lbs	m <sup>3</sup> - cuft	
98	59	49	48	120	17	0,41	2x
38½"	23¼"	19¼"	19"	47¼"	37½"	14½"	

# tender

designed by  
DOMITALIA DESIGN  
patented



tender-P



tender



cm - in				cm - in	Kg - lbs	m <sup>3</sup> - cuft		
								tender
91 35 3/4"	52 20 1/2"	47 18 1/2"	48 19"	60 23 3/4"	16 35 1/4"	0.32 11 1/2"	2x	
cm - in				cm - in	Kg - lbs	m <sup>3</sup> - cuft		
								tender-p
91 35 3/4"	56 22"	60 23 3/4"	48 19"	68.5 27"	60 12.2 27	0.32 11 1/2"	1x	

# 183



 **PRINCE-B58**  
PAG. 88



cm - in				cm - in	Kg - lbs	m <sup>3</sup> - cuft	
							
87.5	50	46	48	50	12	0.31	2x
34½"	19¾"	18¼"	19"	19¾"	26½"	11	

# 200



cm - in				cm - in	Kg - lbs	m <sup>3</sup> - cuft	KD			Kg - lbs	m <sup>3</sup> - cuft	max 8		
84	54	51	47	60	10	0,40	2x			17,2	0,17	3x		
33"	21 1/4"	20"	18 1/2"	23 3/4"	22	14 1/4				38	6	2 boxes		



# top

designed by  
DOMITALIA DESIGN  
patented



top



top-p



Variante con sedile completamente imbottito  
Alternative seat completely upholstered  
Variante mit Sitz vollgepolstert  
Variante avec assise complètement rembourrée  
Variante con asiento enteramente tapizado

	cm - in	cm - in	Kg - lbs	m <sup>3</sup> - cuft		cm - in	
top	93 56.5 46.5 47 36 1/2" 22 1/4" 18 1/4" 18 1/2"	55 21 3/4"	15.5 34 1/2	0.31 11	2x	70 27 1/2"	sedile completamente imbottito full upholstered seat
top-p	92.5 56 56 47 66.5 36 1/2" 22" 22" 18 1/2" 26 1/4"	55 21 3/4"	10 22	0.31 11	1x	70 27 1/2"	sedile completamente imbottito full upholstered seat

# 401

designed by  
GIORGIO DEL PIERO  
*patented*



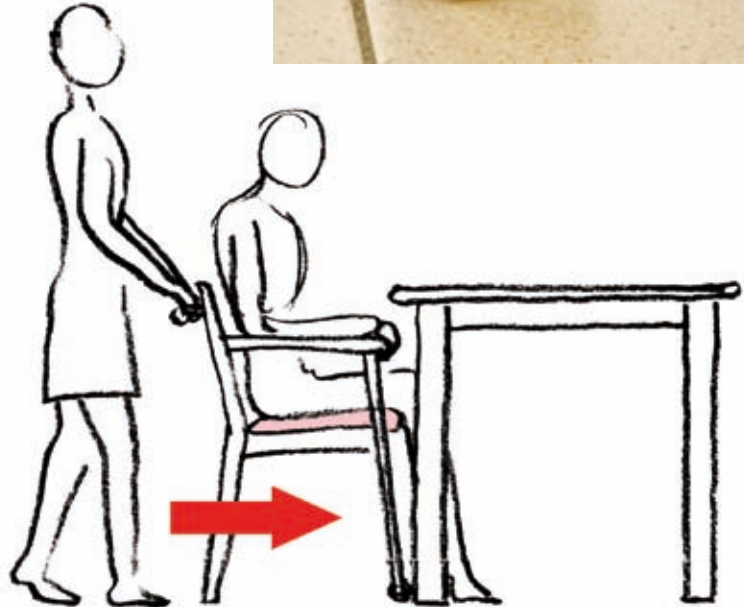
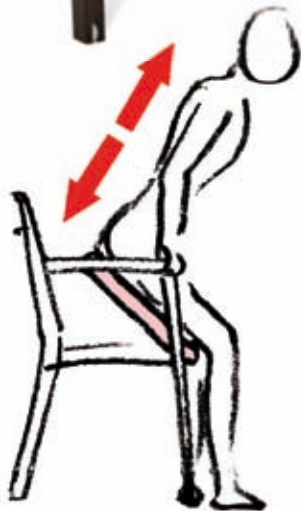
cm - in				cm - in	Kg - lbs	m <sup>3</sup> - cuft	
85,5 33 3/4"	54 21 1/4"	46,5 18 1/4"	47 18 1/2"	72 28 3/4"	17,5 38 3/8"	0,30 10 1/2"	2x

HEALTH CARE

sedie e poltrone - chairs and armchairs

# 404

designed by  
GIORGIO DEL PIERO  
patented



Seduta particolarmente adatta alle persone anziane con problemi di deambulazione, in quanto il sedile è sostenuto da una molla a gas speciale (regolabile su 4 diverse posizioni secondo la corporatura del paziente), con la particolarità di ammortizzare il peso della persona in fase di seduta e di aiutare il movimento della persona quando si vuole riportare in posizione eretta.

Una volta accomodata la persona, l'assistente può accostare la seduta al tavolo, facilitato dalla maniglia posta nel retro dello schienale e dalle rotelle alle gambe anteriori, che facilitano lo spostamento della poltroncina anche sotto carico.

I fianchi laterali imbottiti impediscono che si siano parti in movimento scoperte onde evitare un possibile schiacciamento delle dita.

Seat particularly suitable for the elderly with deambulation problems. The seat is carried by a special gas spring, adjustable in 4 positions according to the weight of the user, which absorbs the weight of a person during the sitting phase and assisting the movement while getting back to an upright position.

When the elderly is settled down, the carer should draw the small armchair near the table, helped by the handle on the back of the seat and by the wheels on the front legs, facilitating the movement of the small armchair even if loaded.

The upholstered sides prevent the moving parts to be exposed, avoiding possible finger crushing.

Der Stuhl ist besonders für ältere Personen mit Gehproblemen geeignet. Die Sitzfläche wird von einer speziellen Gasfeder gestützt, die in 4 verschiedenen Positionen nach Gewicht des Benutzers verstellbar ist. Das Gasfeder fängt das Gewicht der Person beim Hinsetzen ab und hilft ihr beim Aufstehen.

Wenn der Betreuer der Person beim Hinsetzen geholfen hat, kann er den Stuhl mit Hilfe des Griffs an der Rückenlehne und der Rollen an den vorderen Stuhlbeinen an den Tisch schieben, die das Bewegen des Armstuhls erleichtern, auch wenn jemand darauf sitzt.

Die gepolsterten Seitenteile verhindern, daß bewegliche Teile frei liegen, wodurch man sich die Finger nicht klemmen kann.

Siège spécialement destiné aux personnes âgées ayant des problèmes de déambulation. L'assise est soutenue par un ressort à gaz, réglable sur 4 positions selon le poids de l'utilisateur, qui amortit le poids de la personne lorsqu'elle s'assied et facilite le mouvement lorsqu'elle souhaite se remettre debout.

Dès que la personne est installée, son assistante peut rapprocher le siège à la table grâce à la poignée située derrière le dossier et aux roues montées sur les pieds arrière qui facilitent le déplacement du fauteuil, même si une personne est assise.

Grâce aux côtés latéraux rembourrés, aucune partie en mouvement n'est découverte en empêchant ainsi tout écrasement éventuel des doigts.

Sillón muy adecuado para personas ancianas con problemas de locomoción. El asiento es sostenido por un resorte a gas especial, regulable en cuatro posiciones según el peso del usuario, que amortigua el peso de la persona cuando se sienta y la ayuda en el movimiento para levantarse.

Una vez acomodada la persona, el asistente puede acercar el sillón a la mesa, lo cual se ve facilitado por la manija situada en la parte posterior del respaldo y por las ruedecillas situadas en las patas anteriores, que simplifican el desplazamiento del sillón incluso bajo carga.

Los costados acolchados impiden que haya partes en movimiento descubiertas evitando un posible aplastamiento de los dedos.

cm - in					cm - in	Kg - lbs	m <sup>3</sup> - cuft	
84	57	59	47	66	150	13	0,32	1x
33"	22½"	23¼"	18½"	26"	59"	28½	11½	



# HEALTH CARE

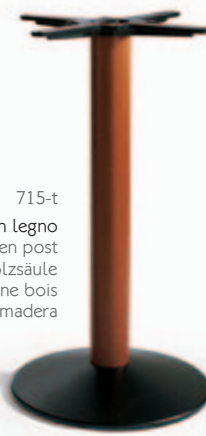


tavoli  
tables

# 715/716/722



715




715-t

Colonna in legno  
Wooden post  
Holzsäule  
Colonne bois  
Columna de madera



715

 354  
PAG. 144



716



716-t

Colonna in legno  
Wooden post  
Holzsäule  
Colonne bois  
Columna de madera
























722




722-t

Colonna in legno  
Wooden post  
Holzsäule  
Colonne bois  
Columna de madera

cm - in	max	Kg - lbs	m <sup>3</sup> - cuft	AS	NEG	
 ø40 15 3/4"	 72.4 28 1/2"	 ø85 / 70x70 ø33 1/2" / 27 1/2" x 27 1/2"	 17 37 1/2	 0.03 1	 1x 2 boxes	715 
 40x40 15 3/4" x 15 3/4"	 72.4 28 1/2"	 ø90 / 90x90 ø35 1/2" / 35 1/2" x 35 1/2"	 17.6 38 3/4	 0.03 1	 1x 2 boxes	716 
 ø60 ø23 3/4"	 72.4 28 1/2"	 ø140 / 100x100 ø55 1/2" / 39 1/2" x 39 1/2"	 24 53	 0.06 2 1/4	 1x 2 boxes	722 

# prince



prince-b45

Base / Base / Bodenplatte / Base / Pie  
 ø45 cm - 17¾"




prince-b58

Colonna in legno  
 Wooden post  
 Holzsäule  
 Colonne bois  
 Columna de madera



Base / Base / Bodenplatte / Base / Pie  
 ø58 cm - 22¾"



	cm - in	max	Kg - lbs	m <sup>3</sup> - cu ft			
prince-b45 KD	 ø45 ø17¾"	 74 29¼"	 ø80 / 70x70 ø31½" / 27½" x 27½"	 17,2 38	 0,01 ½	 1x 3 boxes	 
prince-b58 KD	 ø58 ø22¾"	 72,5 28½"	 ø110 / 100x100 ø43¼" / 39½" x 39½"	 27 59½	 0,02 ¾	 1x 3 boxes	 

# column

GRACE-MI  
PAG. 148



column-b42

Base / Base / Bodenplatte / Base / Pie  
42x42 cm - 16½"x16½"



column-b49

Colonna in legno  
Wooden post  
Holzsäule  
Colonne bois  
Columna de madera

Base / Base / Bodenplatte / Base / Pie  
49x49 cm - 19¼"x19¼"

cm - in	max	Kg - lbs	m <sup>3</sup> - cuft	AS	C	column-b42
42x42 16½"x16½"	74 29¼"	17,6 38%	0,01 ½"	1x 3 boxes	AS C	KD
cm - in	max	Kg - lbs	m <sup>3</sup> - cuft	AS	C	column-b49
49x49 19¼"x19¼"	74 29¼"	21 46%	0,01 ½"	1x 3 boxes	AS C	KD



# corona-t

designed by  
DOMITALIA DESIGN  
*patented*



corona-t KD	cm - in	max	Kg - lbs	m <sup>3</sup> - cuft			
	 ø63 ø24 3/4"	 74 29 1/4"	 ø110 / 100x100 ø43 1/4" / 39 1/2" x 39 1/2"	 21 46%	 0,12 4%	 1x 2 boxes	 C LBO

# pyramide

designed by  
DOMITALIA DESIGN  
patented

ARIEL-P  
PAG. 150

HEALTH CARE

pyramide-b42



Base / Base / Bodenplatte / Base / Pie  
49x49 cm - 19¼"x19¼"

Colonna utilizzabile anche capovolta

Post can be used upside down  
Säule auch umgestürzt benutzbar  
Colonne utilisable renversée  
Column disponible tambien al revés

pyramide-b49



Base / Base / Bodenplatte / Base / Pie  
42x42 cm - 16½"x 16½"



cm - in	max	Kg - lbs	m³ - cuft			
 42x42 16½"x16½" 74 29"	 ø90 / 80x80 ø35½" / 31½"x31½"	 20,6 45½	 0,05 1¼	 1x 3 boxes	 AS	 C
 49x49 19¼"x19¼" 73,5 29"	 ø100 / 90x90 ø39½" / 35½"x35½"	 24 53	 0,05 1¼	 1x 3 boxes	 AS	 C

pyramide-b42  
KD

pyramide-b49  
KD