

# HORECA
















sgabelli  
barstools

# coquille-sg

designed by  
RADICE & ORLANDINI  
patented



KD	cm - in					Kg - lbs	m <sup>3</sup> - cuft	1x 2 boxes	AS C	 USE  UTO  UBO  UCE  UBI	cm - in	cm - in	
	 118/96 46 1/2"/37 3/4"	 60 23 3/4"	 58 22 3/4"	 61/83 24"/32 3/4"	 104/82 41"/32 1/2"						 70 27 1/2"	 70 27 1/2"	



# soft-sg






designed by  
FABIO DI BARTOLOMEI  
patented



 **PRINCE-A45**  
PAG. 89











cm - in

				
125/99 49 1/4" / 39"	55 21 3/4"	62 24 1/2"	85/59 33 1/2" / 23 1/4"	105/79 41 1/2" / 31 1/4"

	
Kg - lbs 20 44	m <sup>3</sup> - cuft 0.34 12

	1x
	2 boxes

	
AS	C

					
USE	UTO	URO	UAN	UNE	UBI



# jam

designed by  
DOMITALIA DESIGN  
patented



jam-p-sg



jam-sgt



jam-p-sg 	cm - in  107/86 42 1/4"/34"  44 17 1/4"  40 15 3/4"  80/59 31 1/2"/23 3/4"	Kg - lbs  8 17 1/4 m <sup>3</sup> - cu ft  0,14 5  1x 2 boxes  AS  C	cm - in  52 20 1/2"	
jam-sgt 	cm - in  104/79 41"/31 1/4"  46 18 1/4"  40 15 3/4"  77/52 30 3/4"/20 1/2"	Kg - lbs  18 39 1/2 m <sup>3</sup> - cu ft  0,15 5 1/4  1x 2 boxes  ISA	cm - in  52 20 1/2"	



# jude

designed by  
DOMITALIA DESIGN  
patented



jude-p-sg



jude-sgt



<p>cm - in</p> <p>107/86 42 1/4" / 34"</p> <p>44 17 1/4"</p> <p>40 15 3/4"</p> <p>80/59 31 1/2" / 23 1/4"</p>	<p>Kg - lbs</p> <p>8 17 1/4</p>	<p>m<sup>3</sup> - cuft</p> <p>0,14 5</p>	<p>1x 2 boxes</p>	<p>AS</p>	<p>C</p>	<p>cm - in</p> <p>52 20 1/2"</p>	<p>jude-p-sg KD</p>
<p>cm - in</p> <p>104/79 41" / 31 1/4"</p> <p>46 18 1/4"</p> <p>40 15 3/4"</p> <p>77/52 30 1/4" / 20 1/2"</p>	<p>Kg - lbs</p> <p>18 39 3/4</p>	<p>m<sup>3</sup> - cuft</p> <p>0,15 5 1/4</p>	<p>1x 2 boxes</p>	<p>ISA</p>		<p>cm - in</p> <p>52 20 1/2"</p>	<p>jude-sgt KD</p>

# ego-p-sg

designed by  
NICOLA CACCO  
patented



COLUMN-A49  
PAG. 90



KD	cm - in				Kg - lbs	m <sup>3</sup> - cuft	1x 2 boxes	AS C	PNE PBI	
	 93/67 36 3/4"-26 1/2"	 44 17 1/4"	 44 17 1/4"	 80/54 31 1/2"-21 1/4"						



# cool-sg

designed by  
DOMITALIA DESIGN  
patented



cm - in		h		h		h		h	
86/60	34"-23 3/4"	40	15 3/4"	41.5	16 1/4"	79/53	31 1/4"-21		

Kg - lbs	m³ - cuft	AS	C
17.8 39%	0.14 5	1x	2 boxes

RAR	RTO	RVE	RTM	RGR	RNE	RBI



# afro-sg

designed by  
DOMITALIA DESIGN  
patented



afro-sg KD	cm - in				Kg - lbs	m³ - cuft	1x 2 boxes	AS C	cm - in seduta seat	cm - in schienale/fianchi back/sides	cm - in totale total	
	 113/88 43 3/4 / 34 3/4"	 49 19 1/4"	 40 15 3/4"	 81/56 32 / 22"								



# afro

designed by  
DOMITALIA DESIGN  
patented



afro-sgq



afro-sgt



<p>cm - in</p> 113/88 43½"/34¾" 49 19¼" 40 15¾" 81/56 32"/22"	<p>Kg - lbs</p> 20 44 <p>m³ - cuft</p> 0.15 5¼ 1x 2 boxes ISA	<p>cm - in</p> seduta seat 24 9½" <p>cm - in</p> schienale/fianchi back/sides 46 18¼" <p>cm - in</p> totale total 70 27½"	afro-sgt KD
<p>cm - in</p> 113/88 43½"/34¾" 49 19¼" 40 15¾" 81/56 32"/22"	<p>Kg - lbs</p> 20 44 <p>m³ - cuft</p> 0.15 5¼ 1x 2 boxes C	<p>cm - in</p> seduta seat 24 9½" <p>cm - in</p> schienale/fianchi back/sides 46 18¼" <p>cm - in</p> totale total 70 27½"	afro-sgq KD

# bouchon

designed by  
RADICE & ORLANDINI  
patented



bouchon



bouchon-sga



**Seduta personalizzabile su richiesta**  
Customizable seat upon request  
Sitz nach individueller Anfrage machbar  
Assise personnalisable sur demande  
Diseño del asiento personalizable en opcion



bouchon  
KD

cm - in	
46 18 1/4"	ø35 ø1 3/8"

Kg - lbs	m³ - cuft	
8,2 18	0,08 2 3/4"	1x 2 boxes

AS LRU LAN LBO	SU

bouchon-sga  
KD

cm - in	
76 30"	ø40 ø1 5/8"

Kg - lbs	m³ - cuft	
10,4 23	0,15 5 1/4"	1x 2 boxes

AS LRU LAN LBO	SU



# traffic-s

designed by  
RADICE & ORLANDINI  
patented



traffic-i-sga



traffic-sga



traffic-l-sga



<p>cm - in</p>	<p>Kg - lbs</p> <p>9.4 20%</p>	<p>m<sup>3</sup> - cuft</p> <p>0.25 9</p>	<p>1x 2 boxes</p>	<p>LSA LBO C</p>	<p>PSA PSE PGC PNE PBI</p>	<p>traffic-sga KD</p>
<p>cm - in</p>	<p>cm - in</p> <p>80 31 1/2"</p>	<p>Kg - lbs</p> <p>9.4 20%</p>	<p>m<sup>3</sup> - cuft</p> <p>0.25 9</p>	<p>1x 2 boxes</p>	<p>LSA LBO C</p>	<p>traffic-i sga traffic-l-sga KD</p>

# echo-sga

designed by  
ARTER & CITTON  
*patented*



cm - in			
113 44 1/2"	53 21"	50 19 1/4"	75 29 1/2"

Kg - lbs	m <sup>3</sup> - cuft
 9 19%	 0.27 9%

1x  
2 boxes





gel designed by DOMITALIA DESIGN patented



cm - in				Kg - lbs		m <sup>3</sup> - cuft				Color swatches											
112	54	48	75	8.4	18½	0.24	8½	1x	AS	C	SOR	SRO	SVI	SVE	SAZ	SFU	STR	SNE	SBI	gel-sga	
44"	21¼"	19"	29½"					2 boxes												KD	
cm - in				Kg - lbs		m <sup>3</sup> - cuft				Color swatches											
115	58	44	75	10.4	23	0.24	8½	1x	AS	C	SOR	SRO	SVI	SVE	SAZ	SFU	STR	SNE	SBI	gel-r-sga	
45¼"	22¾"	17¼"	29½"					2 boxes												KD	

# playa-sga

designed by  
FABRIZIO BATONI  
patented



	cm - in 113 54 50 77 44½" 21¼" 19¾" 30¾"	Kg - lbs 9 19%	m³ - cuft 0,21 7%	1x 2 boxes	C





















# dora-sga

designed by  
FABRIZIO BATONI  
patented



 **TRIPLE-A**  
PAG. 87

cm - in				cm - in	Kg - lbs	m <sup>3</sup> - cuft											
																	
105	49	43	79	28	8.5	0.25	1x	LTO+ALU	C+LBB	C+LNO	LNO+LNO	LNO+ALU	LBB+LBB	LBB+ALU	LBO+LBO	LBO+ALU	KD
41¼"	19¼"	17"	31¼"	11"	18¾"	8%"	2 boxes										

# ariel-sga

designed by  
DARIO DELPIN  
patented



cm - in	Kg - lbs	m <sup>3</sup> - cuft	cm - in	cm - in	cm - in
 108 42½"	 12 26½	 0,31 11	 50 19¾"	 74 29¾"	 100 39½"
55 21¾"		1x	seduta seat	schienale/fianchi back/sides	totale total
45 17¾"					
79 31¼"					



# cameo

designed by  
JAN SABRO  
patented



cameo-sga



cameo-i-sga

cm - in				cm - in	Kg - lbs	m <sup>3</sup> - cuft			
118.5	54	46.5	76.5	34	10.5	0.35	1x		cameo-sga
46 3/4"	21 1/4"	18 1/4"	30 3/4"	13 3/8"	23 1/4"	12 1/2"			
118.5	54	46.5	76.5	74	10	0.35	1x		cameo-i-sga
46 3/4"	21 1/4"	18 1/4"	30 3/4"	29 1/4"	22	12 1/2"			

HORECA



tavoli  
tables



# barrique

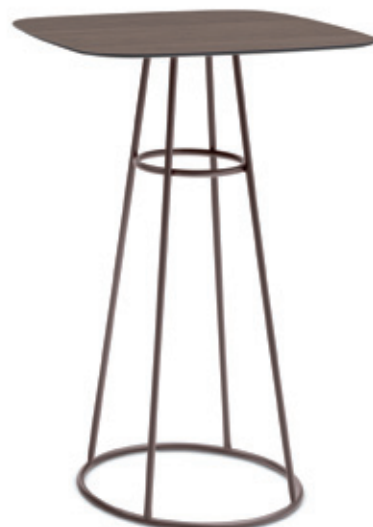
designed by  
RADICE & ORLANDINI  
patented



barrique-c










barrique-b



barrique-a



 **BOUCHON**  
PAG. 76

cm - in	max	Kg - lbs	m <sup>3</sup> - cuft				
 50 19 1/4"	 104 41"	 ø70 / 70x70 ø27 1/2" / 27 1/2"x27 1/2"	 7 15 1/2	 0.30 10 1/2"	 1x	 AS LRU LAN LBO	barrique-a
 50 19 1/4"	 74 29 1/4"	 ø80 / 80x80 ø31 1/2" / 31 1/2"x31 1/2"	 5.6 12 1/2	 0.25 8 3/4"	 1x	 AS LRU LAN LBO	barrique-b
 50 19 1/4"	 44 17 1/4"	 ø80 / 80x80 ø31 1/2" / 31 1/2"x31 1/2"	 4.7 10 1/2	 0.18 6 1/2"	 1x	 AS LRU LAN LBO	barrique-c

# urban-t

designed by  
RADICE & ORLANDINI  
patented





urban-tb



urban-ta

 TRAFFIC  
PAG. 13



	cm - in		max	Kg - lbs	m <sup>3</sup> - cuft			
urban-ta	 32x32 12½"x12½"	 103 40½"	 ø70 / 70x70 ø27½" / 27½"x27½"	 35.5 78¼	 0,10 3⅓	 1x 3 boxes	 CM+LANE CM+LBOE	
urban-tb	 32x32 12½"x12½"	 73 28¾"	 ø80 / 80x80 ø31½" / 31½"x31½"	 35 77¼	 0,08 2¾"	 1x 3 boxes	 CM+LANE CM+LBOE	



# triple

designed by  
ARTER & CITTON  
patented



triple-b

 ECHO-SGA  
PAG. 78



triple-a

cm - in		max	Kg - lbs	m <sup>3</sup> - cu ft					triple-a
					1x	AE			KD
49x56 19 1/4"x22"	104 41"	ø60 / 50x50 ø23 3/4" / 19 3/4"x19 3/4"	7,8 17 1/4	0,10 3 1/2	3 boxes		48 18%		
cm - in		max	Kg - lbs	m <sup>3</sup> - cu ft					triple-b
					1x	AE			KD
49x56 19 1/4"x22"	74 29 1/4"	ø70 / 60x60 ø27 1/2" / 23 3/4"x23 3/4"	7,5 16 1/2	0,10 3 1/2	3 boxes		48 18%		

# corona-t

designed by  
DOMITALIA DESIGN  
patented



# prince-b58

designed by  
DOMITALIA DESIGN



prince-b58

Colonna in legno  
Wooden post  
Holzsäule  
Colonne bois  
Columna de madera

Base / Base / Bodenplatte / Base / Pie  
ø58 cm - 22¾"

	cm - in			max	Kg - lbs	m³ - cuft			
corona-t	ø63 ø24¾"	74 29¼"		ø110 / 100x100 ø43¼" / 39½"x39½"	21 46%	0,12 4%	1x 2 boxes	C	LBO
prince-b58	ø58 ø22¾"	72,5 28½"		ø110 / 100x100 ø43¼" / 39½"x39½"	27 59%	0,02 ¾"	1x 3 boxes	AS	C




# prince

designed by  
DOMITALIA DESIGN



prince-b45

Base / Base / Bodenplatte / Base / Pie  
ø45 cm - 17¾"








prince-a45

Base / Base / Bodenplatte / Base / Pie  
ø45 cm - 17¾"

 FLOWER  
PAG. 57



cm - in	max	Kg - lbs	m <sup>3</sup> - cuft				prince-a45
ø45 ø17¾"	104 41"	ø70 / 60x60 ø27½" / 23¾"x23¾"	18.2 40%	0.02 ¾	1x 3 boxes	AS C	
cm - in	max	Kg - lbs	m <sup>3</sup> - cuft				prince-b45
ø45 ø17¾"	74 29¼"	ø80 / 70x70 ø31½" / 27½"x27½"	17.2 38	0.01 ½	1x 3 boxes	AS C	

# column-a

designed by  
DOMITALIA DESIGN



column-a49  
Colonna in legno  
Wooden post  
Holzsäule  
Colonne bois  
Columna de madera



Base / Base / Bodenplatte / Base / Pie  
49x49 cm - 19¼"x19¼"



column-a42

Base / Base / Bodenplatte / Base / Pie  
42x42 cm - 16½"x16½"



	cm - in	max	Kg - lbs	m³ - cuft			
column-a42	 42x42 16½"x16½"	 104 41"	 max ø70 / 60x60 ø27½" / 23¾"x23¾"	 18.6 41	 0,02 ¾	 1x 3 boxes	 AS C
column-a49	 49x49 19¼"x19¼"	 104 41"	 max ø80 / 70x70 ø31½" / 27½"x27½"	 22 48½	 0,02 ¾	 1x 3 boxes	 AS C



# column-b

designed by  
DOMITALIA DESIGN

 **ARIEL**  
PAG. 50

 **ARIEL-P**  
PAG. 50



column-b42

Base / Base / Bodenplatte / Base / Pie  
42x42 cm - 16½"x16½"



column-b49

Colonna in legno  
Wooden post  
Holzsäule  
Colonne bois  
Columna de madera

Base / Base / Bodenplatte / Base / Pie  
49x49 cm - 19¼"x19¼"



cm - in	max	Kg - lbs	m <sup>3</sup> - cuft				column-b42
 42x42 16½"x16½"	 74 29¼"	 ø80 / 70x70 ø31½" / 27½"x27½"	 17,6 38%	 0,01 ½"	1x 3 boxes	AS C	
cm - in	max	Kg - lbs	m <sup>3</sup> - cuft				column-b49
 49x49 19¼"x19¼"	 74 29¼"	 ø100 / 90x90 ø39½" / 35½"x35½"	 21 46%	 0,01 ½"	1x 3 boxes	AS C	

# pyramide

designed by  
DOMITALIA DESIGN  
patented

Colonna utilizzabile anche capovolta

Post can be used upside down  
Säule auch umgestürzt benutzbar  
Colonne utilisable renversée  
Columna disponibile tambien al revés

pyramide-b42



















Base / Base / Bodenplatte / Base / Pie  
42x42 cm - 16½"x16½"

pyramide-b49



Base / Base / Bodenplatte / Base / Pie  
49x49 cm - 19¼"x19¼"



	cm - in	max	Kg - lbs	m³ - cu ft			
pyramide-b42	 42x42 16½"x16½"	 74 29¼"	 ø90 / 80x80 ø35½" / 31½"x31½"	 20.6 45½	 0.05 1¾	 1x 3 boxes	 
pyramide-b49	 49x49 19¼"x19¼"	 73.5 29"	 ø100 / 90x90 ø39½" / 35½"x35½"	 24 53	 0.05 1¾	 1x 3 boxes	 

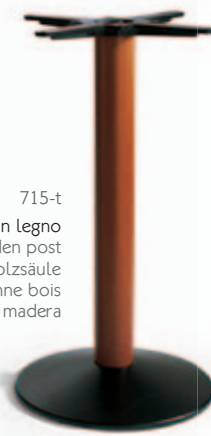


# 715/716/722




715

715-t  
Colonna in legno  
Wooden post  
Holzsäule  
Colonne bois  
Columna de madera



715



716




























716-t  
Colonna in legno  
Wooden post  
Holzsäule  
Colonne bois  
Columna de madera



722

722-t  
Colonna in legno  
Wooden post  
Holzsäule  
Colonne bois  
Columna de madera



cm - in	max	Kg - lbs	m <sup>3</sup> - cuft				
 ø40 15 3/4"	 72.4 28 1/2"	 max ø85 / 70x70 ø33 1/2" / 27 1/2" x 27 1/2"	 17 37 1/2	 0.03 1	 1x 2 boxes	 	715 
 40x40 15 3/4" x 15 3/4"	 72.4 28 1/2"	 max ø90 / 90x90 ø35 1/2" / 35 1/2" x 35 1/2"	 17.6 38 3/4	 0.03 1	 1x 2 boxes	 	716 
 ø60 ø23 3/4"	 72.4 28 1/2"	 max ø140 / 100x100 ø55 1/4" / 39 1/2" x 39 1/2"	 24 53	 0.06 2 1/4	 1x 2 boxes	 	722 

# crown

designed by  
DOMITALIA DESIGN  
*patented*

Per i piani in vetro, non si utilizza la crociera

For glasstops the cross is not needed  
Für Glasplatte ist kein Kreuz notwendig  
Pour les plateaux verre il n'y a pas de croisillon  
Para sobres de cristal no se utiliza la cruz

 NEW RETRÒ  
PAG. 16



















crown-a



crown-b



	cm - in		max	Kg - lbs	m <sup>3</sup> - cuft			
crown-a								
	ø43,5 17¼"	102,5 40½"	ø60 / 50x50 ø23¾" / 19¾"x19¾"	10 22	0,22 7%	1x 2 boxes	LBOE	
crown-b								
	ø43,5 17¼"	72,5 28½"	ø70 / 60x60 ø27½" / 23¾"x23¾"	8 17½	0,16 5%	1x 2 boxes	LBOE	



# xavier

designed by  
DOMITALIA DESIGN  
patented



xavier-c



xavier-b



xavier-a



**BOUCHON-SGA**  
PAG. 76



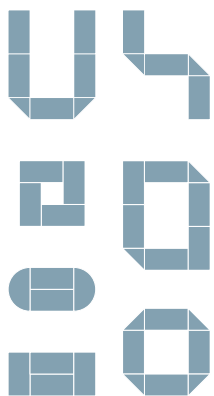
**FLEXA-LX**  
PAG. 38



cm - in	cm - in	max	Kg - lbs	m <sup>3</sup> - cuft		
 43x43 17"x17"	 104 41"	 ø70 / 70x70 ø27½" / 27½"x27½"	 9 19%	 0,22 7¾"	 1x	xavier-a
 48x48 19"x19"	 74 29¼"	 ø80 / 80x80 ø31½" / 31½"x31½"	 5,5 12¼	 0,19 6¾"	 1x	xavier-b
 47x47 18½"x18½"	 44 17¼"	 ø60 / 60x60 ø23¾" / 23¾"x23¾"	 3,6 8	 0,13 4½"	 1x	xavier-c

# meet collection

Esempi di configurazioni  
 Some configuration examples  
 Kompositionsmöglichkeiten  
 Configurations possibles  
 Ejemplos de configuraciones



Meet-28	cm - in			Kg - lbs	m <sup>3</sup> - cuft	1x	LNO	GR	
	 120 47¼"	 80 31½"	 73 28¾"						
Meet-68	cm - in			Kg - lbs	m <sup>3</sup> - cuft	1x	LNO	GR	
	 160 63"	 80 31½"	 73 28¾"						





Meet-b



Meet-s

Meet-kit

Meet-t

Piano di raccordo triangolare  
Triangular linking top  
Dreieckiger Verbindungstisch  
Plateau triangulaire de liaison  
Sobre de unión triangular

Piano di raccordo semicircolare  
Semicircular linking top  
Halbrunder Verbindungstisch  
Plateau demi-lune de liaison  
Sobre de unión semicircular

Set di ganci di giunzione  
Set of joints  
Set Verbindungselemente  
Set de crochets de liaison  
Conjunto de elementos de juntura



<p>cm - in</p> <p>80 31½"</p>	<p>Kg - lbs</p> <p>6 13¼</p>	<p>m³ - cuft</p> <p>0,03 1</p>	<p>1x</p>		<p>GR</p>	<p>meet-t</p>
<p>cm - in</p> <p>160 63"</p> <p>80 31½"</p>	<p>Kg - lbs</p> <p>21 46¼</p>	<p>m³ - cuft</p> <p>0,17 6</p>	<p>1x</p>	<p>LNO</p>	<p>GR</p>	<p>meet-s</p>
<p>cm - in</p> <p>71 28"</p> <p>max</p> <p>ø160 / 80x160 ø63" / 31½"x63"</p>	<p>Kg - lbs</p> <p>6 13¼</p>	<p>m³ - cuft</p> <p>0,03 1</p>	<p>1x</p>	<p>LNO</p>		<p>Meet-b</p>
<p>cm - in</p> <p>71 28"</p> <p>max</p> <p>45x140 17¾"x55¼"</p>	<p>Kg - lbs</p> <p>5,4 12</p>	<p>m³ - cuft</p> <p>0,03 1</p>	<p>1x</p>	<p>LNO</p>		<p>Meet-ba</p>
		<p>m³ - cuft</p> <p>0,01 ½</p>	<p>1x</p>			<p>Meet-kit</p>



Meet-t

Piano di raccordo triangolare  
Triangular linking top  
Dreieckiger Verbindungstisch  
Plateau triangulaire de liaison  
Sobre de unión triangular



Meet-s

Piano di raccordo semicircolare  
Semicircular linking top  
Halbrunder Verbindungstisch  
Plateau demi-lune de liaison  
Sobre de unión semicircular

meet-t	<p>cm - in</p>	<p>Kg - lbs</p>	<p>m<sup>3</sup> - cuft</p>	<p>1x</p>			
meet-s	<p>cm - in</p>	<p>Kg - lbs</p>	<p>m<sup>3</sup> - cuft</p>	<p>1x</p>	<p>LNO</p>		